

H3ABioNet is supported by the National Institutes of Health Common Fund under grant number U41HG006941. The content of this publication is solely the responsibility of the authors and does not necessarily represent the official views of the National Institutes of Health

Background

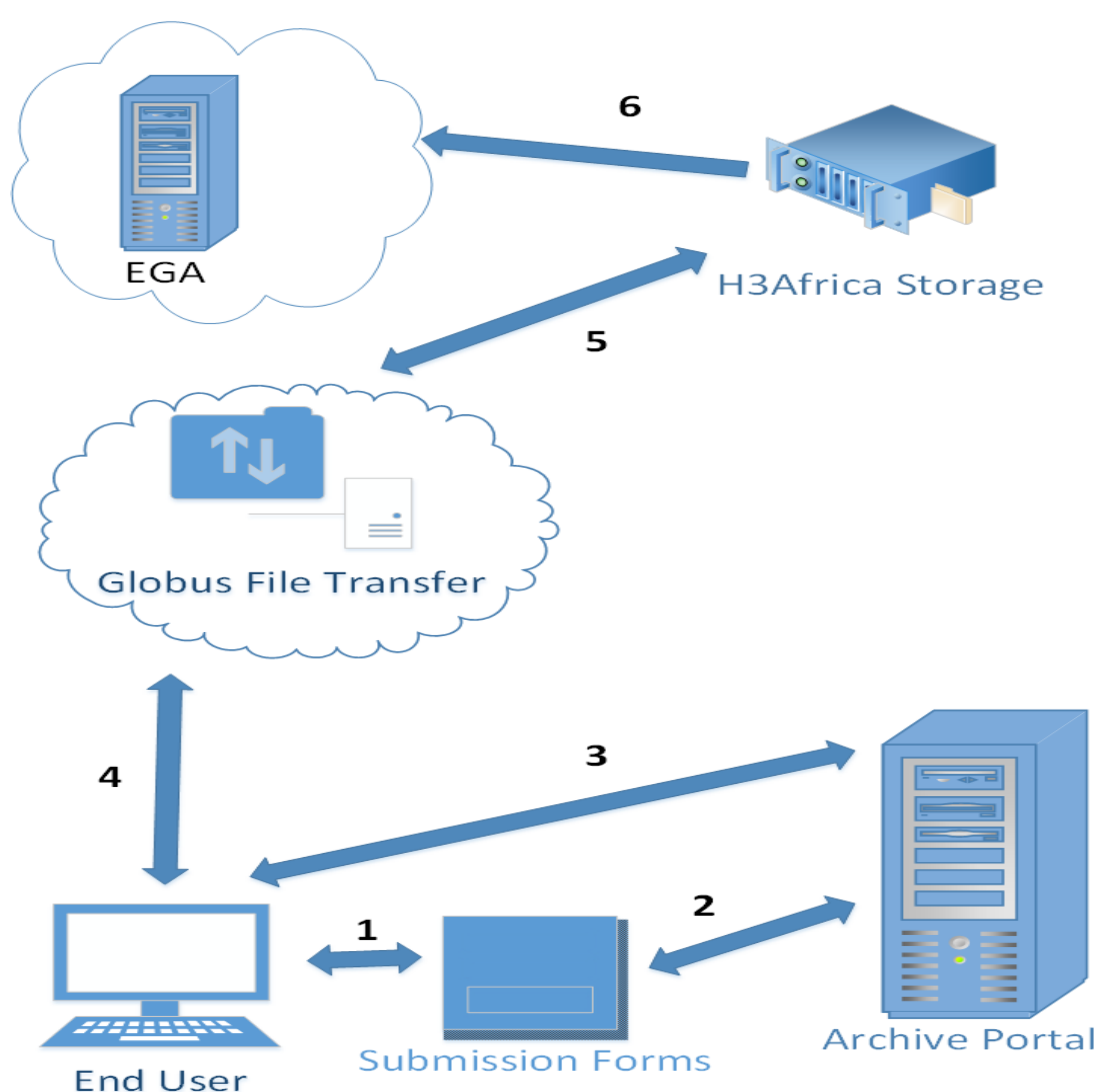
In order to fill the gap in African genomic data and increased genomic research capacity within Africa, the NIH and Wellcome Trust have initiated the H3Africa Programme. Data generated from the H3Africa projects will be submitted to a central data coordination centre as part of H3ABioNet mandate where the data will be **securely** stored. Upon a **pre-agreed** embargo period the data will be submitted to the access control European Genome-phenome Archive. The H3Africa Data Archive will include a **Submission Portal** accessible via Registration. Data will be accepted upon registration and placed in archival storage ready for submission to the **EGA**.

What makes this Archive unique?

The H3Africa Data Archive will house African research data from **across the continent**. The archived data is mostly human and de-identified. We are:

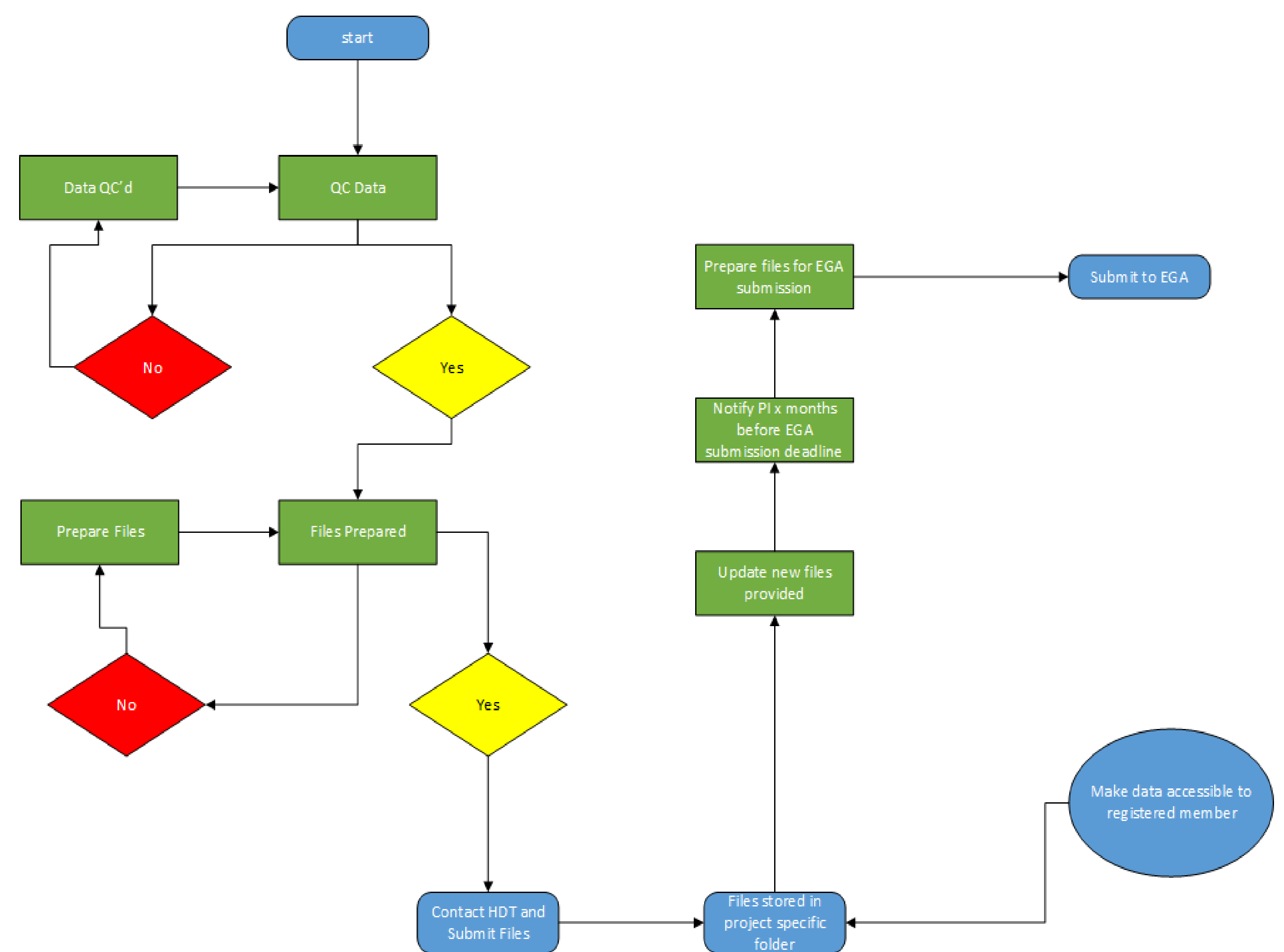
- maintaining security of the system
- developing XML convertors
- supporting users with the data submission
- tracking of submission status
- ensuring timely EGA submission
- facilitating the data transfer

Data Flow Diagram



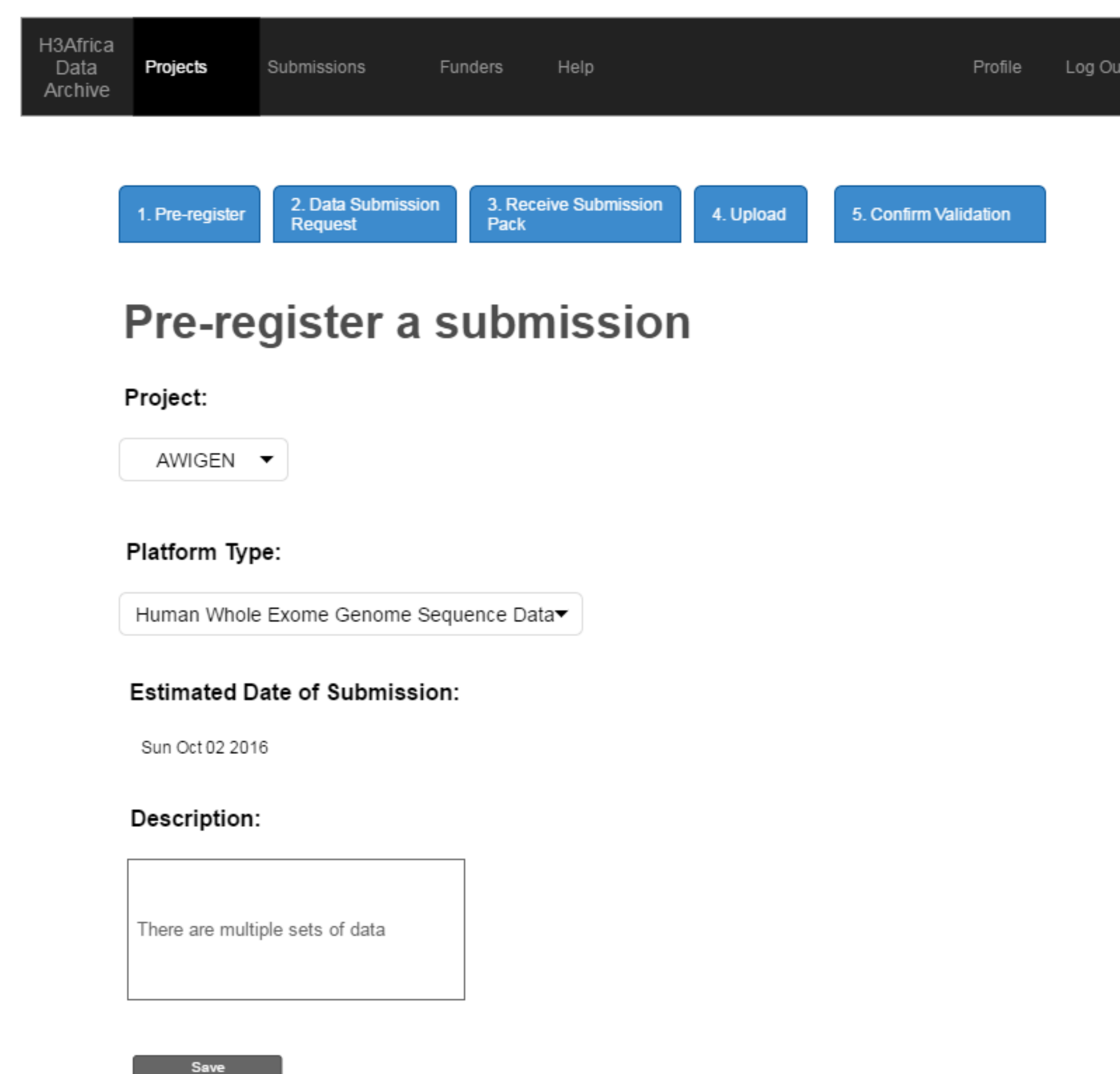
1. User Registers for a profile on the Archive Portal to complete a **Data Submission Request**
2. The Data Submission Request gets submitted
3. The Archive Portal sends the **Submission pack** for the user to fill in
4. User uploads data via a Secure File Transfer software called Globus to the H3Africa Archive Landing Area
5. Once data is submitted into the archive, it is **validated** and there after moved into cold storage for a 9 month incubation.
6. Data gets converted to XML for submission to the EGA.

Data Flow Guide



- The user performs **Quality Control** on the data
- Files prepared
- Submit Files
- Store files in project folder
- Access will be via the EGA after approval from the DBAC
- Update new files provided
- Notify PI before submission to EGA before deadline
- Prepare files for EGA submission

User Interface



- User registers to create an online profile
- User logs into the Archive Portal
- User fills in the **Data Submission Request** Forms by selecting from a list of Projects, Platform Types and enters the estimated date of submission as well as the description of the submission

Conclusion

The purpose of the H3Africa data archive is to stage datasets submitted by the H3Africa consortium projects before being submitted to the EGA. The focus is on ensuring maximum efficiency across all components of the H3Africa data archive and EGA submission process.